





2026

# NINJA® ZX™-6R

**Kawasaki**  
Let the Good Times Roll®



-  LIME GREEN
-  PEARL ROBOTIC WHITE/METALLIC SPARK BLACK
-  METALLIC MATTE GRAPHENESTEEL GRAY/  
METALLIC SPARK BLACK/PEARL STORM GRAY
-  METALLIC MATTE DARK GRAY/EBONY



POWER	
Engine	4-stroke, in-line 4-cylinder, DOHC, 16-valve, liquid-cooled
Displacement	636cc
Bore x Stroke	67.0 x 45.1mm
Compression Ratio	12.9:1
Maximum Horsepower	127.0 hp <sup>1</sup> @ 13,000 rpm
Maximum Torque	52.1 lb-ft @ 10,800 rpm
Fuel System	DFI® with 38mm Keihin throttle bodies (4) and oval sub-throttles
Ignition	TCBI with electronic advance
Transmission	6-speed, return shift
Final Drive	Sealed chain
Electronic Rider Aids	Kawasaki Traction Control (KTRC), Power Modes (Full/Low), Kawasaki Intelligent anti-lock Brake System (KIBS) (ABS only), Kawasaki Quick Shifter (KQS) (upshift only)

PERFORMANCE	
Front Suspension / Wheel Travel	41mm inverted fork Showa Separate Function Big Piston Fork (SFF-BP) with rebound and compression damping and spring preload adjustability, and top-out springs/4.7 in
Rear Suspension / Wheel Travel	Bottom-link Uni-Trak® with single shock, stepless compression damping adjustment, stepless adjustable rebound damping, fully adjustable spring preload/5.9 in
Front Tire	120/70 ZR17
Rear Tire	180/55 ZR17

Front Brakes	Dual semi-floating 310mm discs with dual radial-mounted, monobloc, opposed 4-piston caliper, Kawasaki Intelligent anti-lock Brake System (KIBS) (ABS only)
Rear Brakes	Single 220mm petal discs with single-piston caliper, Kawasaki Intelligent anti-lock Brake System (KIBS) (ABS only)

DETAILS	
Frame Type	Aluminum perimeter
Rake/Trail	23.5° / 4.0 in
Overall Length	79.7 in
Overall Width	28.0 in
Overall Height	43.3 in
Ground Clearance	5.1 in
Seat Height	32.7 in
Estimated Dry Weight	394.7 lb** (ABS), 390.3 lb** (non-ABS) 50-State Model; 392.5 lb** (ABS), 388.1 lb** (non-ABS) 49-State Model
Curb Weight	436.6 lb* (ABS), 432.2 lb* (non-ABS) 50-State Model; 434.4 lb* (ABS), 430.0 lb* (non-ABS) 49-State Model
Fuel Capacity	4.5 gal
Wheelbase	55.1 in
Special Features	4.3" Full-Color TFT Instrumentation, Smartphone Connectivity via RIDELOGY THE APP
Color Choices	Lime Green, Pearl Robotic White/Metallic Spark Black, Metallic Matte Graphenesteel Gray/Metallic Spark Black/Pearl Storm Gray, Metallic Matte Dark Gray/Ebony
Warranty	12 Month Limited Warranty

Scan with camera  
to view videos,  
key features  
and more.



\*Curb weight includes all necessary materials and fluids to operate correctly, full tank of fuel (more than 90 percent capacity) and tool kit (if supplied).  
\*\*Dry weight does not include all necessary materials and fluids to operate correctly, full tank of fuel (more than 90 percent capacity) and tool kit (if supplied).  
<sup>1</sup>This vehicle's HP was measured according to ISO standard 4106. This ISO standard measures HP differently than the SAE standards by which the horsepower of many cars is measured, and as a result the referenced HP measurement may be higher than if it were measured by an SAE standard.  
KAWASAKI CARES: Read Owner's Manual and all on-product warnings. Always wear a helmet, eye protection and proper apparel. Never ride under the influence of drugs or alcohol. Adhere to the maintenance schedule in your Owner's Manual. ©2026 Kawasaki Motors Corp., U.S.A.  
Specifications subject to change. Visit [uruguay.kawasaki-la.com](http://uruguay.kawasaki-la.com) for full product details.