





2026 NINJA® 500

Kawasaki
Let the Good Times Roll®



-  LIME GREEN
-  METALLIC FLAT SPARK BLACK/METALLIC SPARK BLACK
-  METALLIC MATTE TWILIGHT BLUE/CANDY PERSIMMON RED
-  METALLIC YELLOWISH GREEN/EBONY



POWER

Engine	4-stroke, Parallel Twin, DOHC, liquid-cooled
Displacement	451cc
Bore x Stroke	70.0 x 58.6mm
Compression Ratio	11.3:1
Maximum Horsepower	51.0 hp ¹ @ 10,000 rpm
Maximum Torque	31.7 lb-ft @ 7,500 rpm
Fuel System	DFI® with dual 32mm throttle bodies
Ignition	TCBI with Digital Advance
Transmission	6-speed
Final Drive	Sealed chain
Electronic Rider Aids	Economical Riding Indicator, Anti-lock Brake System (ABS only)

Front Brakes	Single 310mm semi-floating disc with 2-piston calipers (and ABS)
Rear Brakes	Single 220mm disc with single-piston caliper (and ABS)

DETAILS

Frame Type	Trellis, high-tensile steel
Rake/Trail	24.5°/3.6 in
Overall Length	78.5 in
Overall Width	28.7 in
Overall Height	44.1 in
Ground Clearance	5.7 in
Seat Height	30.9 in
Estimated Dry Weight	346.2 lb** (ABS), 341.8 lb** (non-ABS) 50-State Model; 344.0 lb** (ABS), 339.6 lb** (non-ABS) 49-State Model
Curb Weight	377.1 lb* (ABS), 372.6 lb* (non-ABS) 50-State Model; 374.9 lb* (ABS), 370.4 lb* (non-ABS) 49-State Model
Fuel Capacity	3.7 gal
Wheelbase	54.1 in
Special Features	ERGO-FIT®, LCD Instrumentation with Smartphone Connectivity via RIDEOLGY THE APP
Color Choices	Lime Green, Metallic Flat Spark Black/Metallic Spark Black, Metallic Matte Twilight Blue/Candy Persimmon Red, Metallic Yellowish Green/Ebony
Warranty	12 Month Limited Warranty

PERFORMANCE

Front Suspension / Wheel Travel	41mm hydraulic telescopic fork/4.7 in
Rear Suspension / Wheel Travel	Horizontal back-link with adjustable spring preload/5.1 in
Front Tire	110/70-17
Rear Tire	150/60-17

Scan with camera to view videos, key features and more.



*Curb weight includes all necessary materials and fluids to operate correctly, full tank of fuel (more than 90 percent capacity) and tool kit (if supplied).
 **Dry weight does not include all necessary materials and fluids to operate correctly, full tank of fuel (more than 90 percent capacity) and tool kit (if supplied).
¹This vehicle's HP was measured according to ISO standard 4106. This ISO standard measures HP differently than the SAE standards by which the horsepower of many cars is measured, and as a result the referenced HP measurement may be higher than if it were measured by an SAE standard.
 KAWASAKI CARES: Read Owner's Manual and all on-product warnings. Always wear a helmet, eye protection and proper apparel. Never ride under the influence of drugs or alcohol. Adhere to the maintenance schedule in your Owner's Manual. ©2026 Kawasaki Motors Corp., U.S.A.
 Specifications subject to change. Visit uruguay.kawasaki-la.com for full product details.