




2025

NINJA® 650



-  CANDY STEEL FURNACE ORANGE/METALLIC SPARK BLACK/
METALLIC ROYAL PURPLE
-  METALLIC SPARK BLACK/METALLIC FLAT SPARK BLACK
-  METALLIC MATTE OLD SCHOOL GREEN/METALLIC SPARK BLACK



POWER		Rear Tire	160/60 x 17
Engine	4-stroke, parallel twin, DOHC, 8-valve, liquid cooled	Front Brakes	Dual 300mm petal-type discs and 2-piston calipers (and ABS)
Displacement	649cc	Rear Brakes	Single 220mm petal-type disc and single-piston caliper (and ABS)
Bore x Stroke	83.0 x 60.0mm	DETAILS	
Compression Ratio	10.8:1	Frame Type	Trellis, high-tensile steel
Maximum Horsepower	67.0 hp ¹ @ 8,000 rpm	Rake/Trail	24.0° / 3.9 in
Maximum Torque	48.5 lb-ft @ 6,700 rpm	Overall Length	80.9 in
Fuel System	DFI® with dual 36mm Keihin throttle bodies	Overall Width	29.1 in
Ignition	TCBI with Electronic Advance	Overall Height	45.1 in
Transmission	6-speed	Ground Clearance	5.1 in
Final Drive	Sealed chain	Seat Height	31.1 in
Electronic Rider Aids	Kawasaki TRaction Control (KTRC), Anti-lock Brake System (ABS only)	Curb Weight	423.4 lb* (ABS), 421.2 lb* (non-ABS)
PERFORMANCE		Fuel Capacity	4.0 gal
Front Suspension / Wheel Travel	41mm hydraulic telescopic fork/4.9 in	Wheelbase	55.5 in
Rear Suspension / Wheel Travel	Horizontal back-link with adjustable spring preload/5.1 in	Color Choices	Candy Steel Furnace Orange/Metallic Spark Black/Metallic Royal Purple, Metallic Matte Old School Green/Metallic Spark Black, Metallic Spark Black/Metalic Flat Spark Black
Front Tire	120/70 x 17	Warranty	12 Month Limited Warranty

Scan with camera
to view videos,
key features
and more.



*Curb weight includes all necessary materials and fluids to operate correctly, full tank of fuel (more than 90 percent capacity) and tool kit (if supplied).
¹This vehicle's HP was measured according to ISO standard 4106. This ISO standard measures HP differently than the SAE standards by which the horsepower of many cars is measured, and as a result the referenced HP measurement may be higher than if it were measured by an SAE standard.
KAWASAKI CARES: Read Owner's Manual and all on-product warnings. Always wear a helmet, eye protection and proper apparel. Never ride under the influence of drugs or alcohol. Adhere to the maintenance schedule in your Owner's Manual. ©2025 Kawasaki Motors Corp., U.S.A.
Specifications subject to change. Visit uruguay.kawasaki-la.com for full product details.